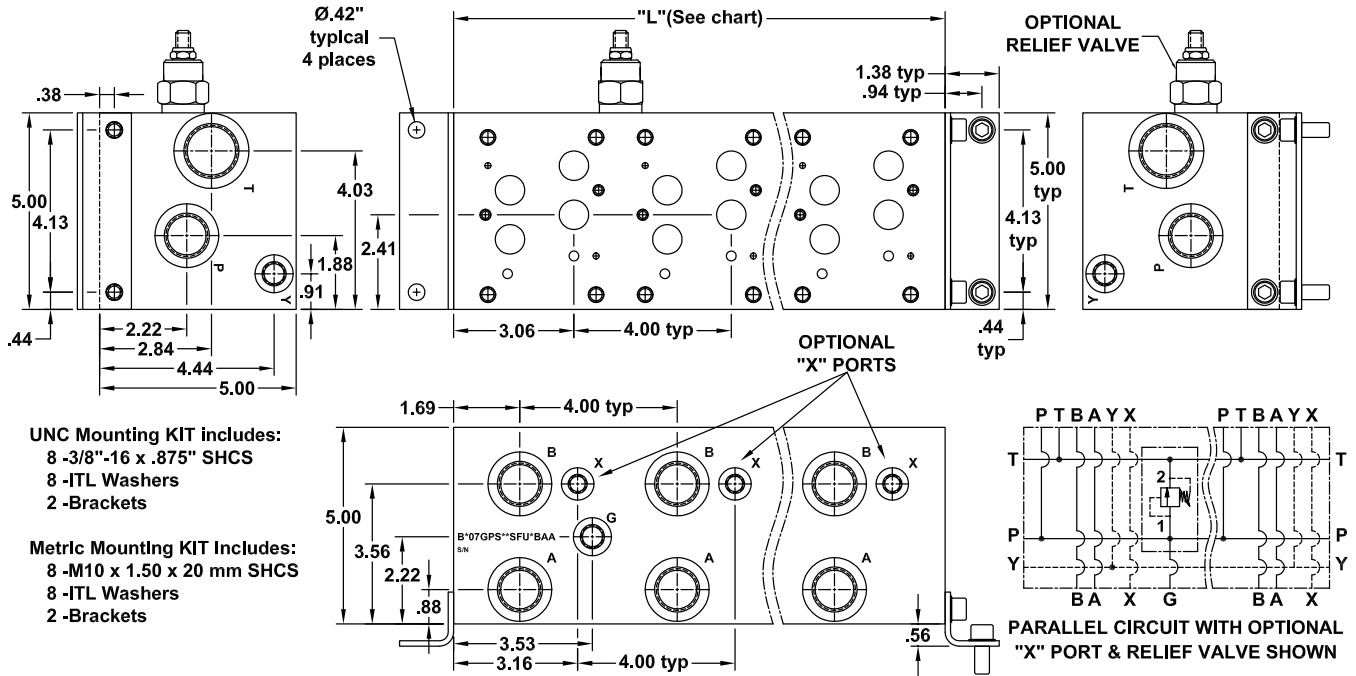


D07 Standard Flow Parallel Circuit Manifold

(See Page 1.99.01 for Relief Cartridges)



UNC Mounting KIT includes:
8 -3/8"-16 x .875" SHCS
8 -ITL Washers
2 -Brackets

Metric Mounting KIT Includes:
8 -M10 x 1.50 x 20 mm SHCS
8 -ITL Washers
2 -Brackets

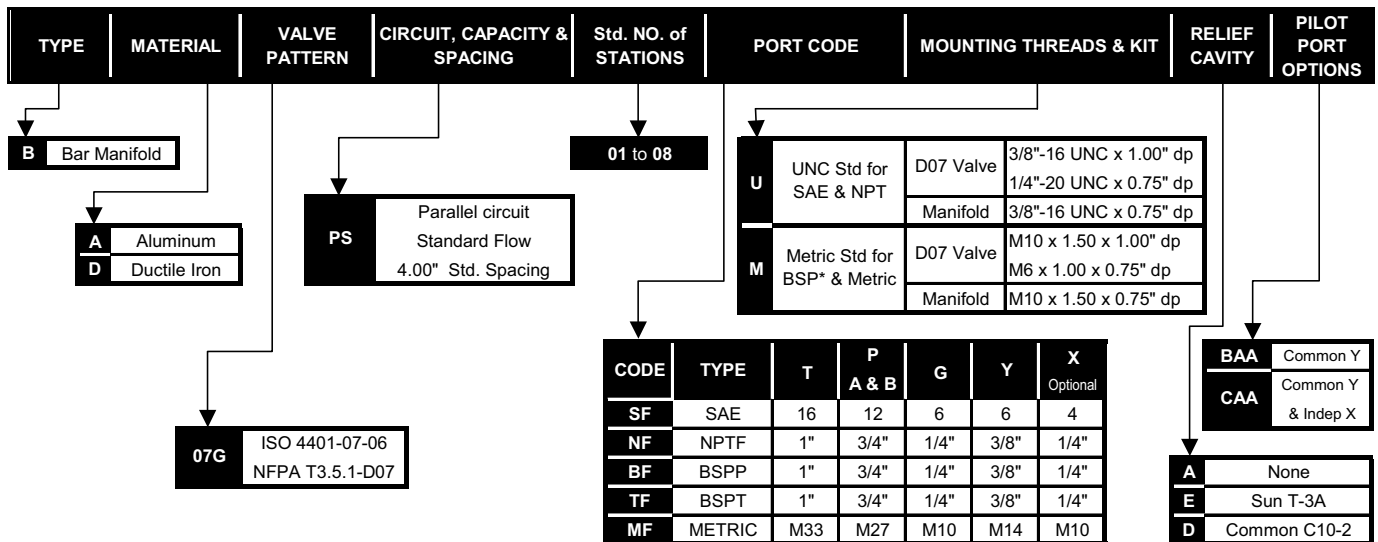
No. of Stations	1	2	3	4	5	6	7	8
Dim. "L", 4.00" spacing	4.50	8.50	12.50	16.50	20.50	24.50	28.50	32.50
est. weight in lb.- alum	9	16	24	31	38	45	52	60
est. weight in lb.- iron	23	42	62	81	101	120	140	159

Notes:

- 1) Isolations on P & T available - See Page 5 for Codes
- 2) Common X port option available - contact factory for P/N
- 3) Larger relief cavities available - contact factory for P/N

PART NUMBER SYSTEM

Aluminum D07 with Common Y and SAE porting example: **BA07GPS**SFUABAA**

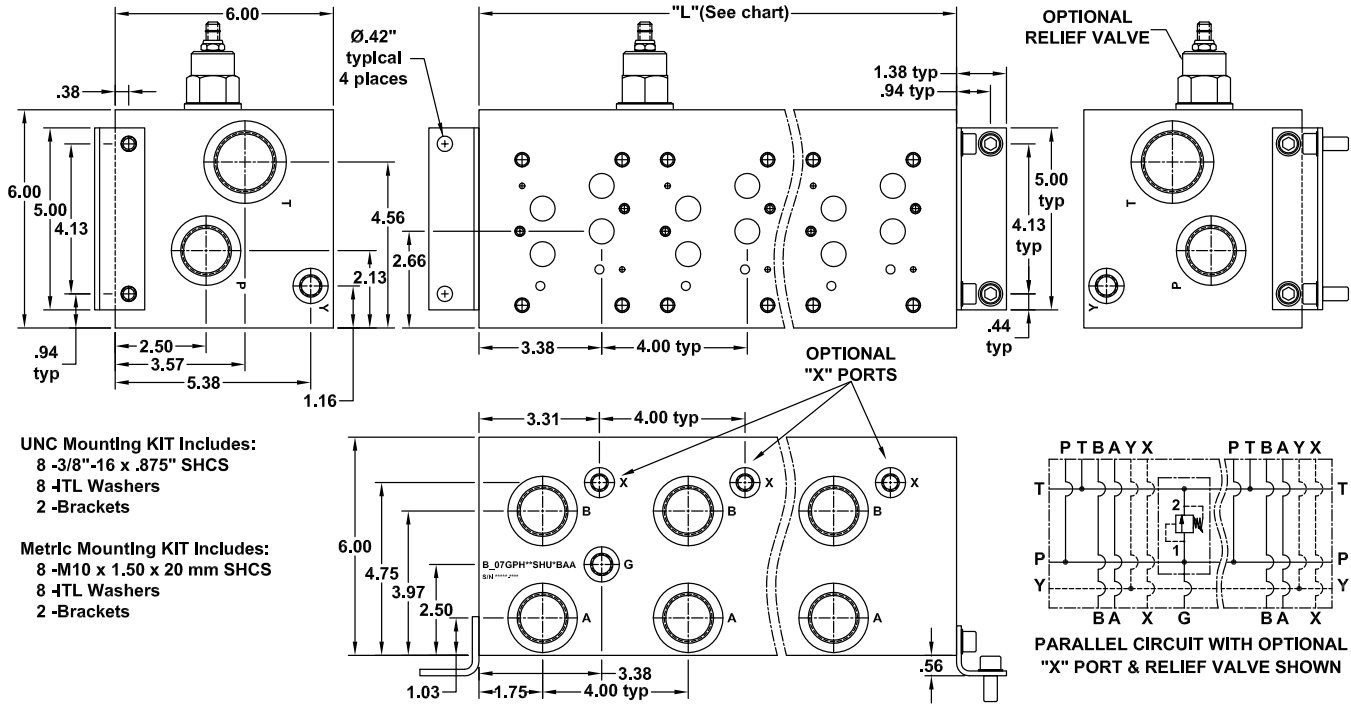


WE RESERVE THE RIGHT TO DISCONTINUE MODELS, OR CHANGE SPECIFICATIONS WITHOUT NOTICE OR INCURRING OBLIGATION

Lynch Products Can Be Modified to Suit Your Application

D07 High Flow Parallel Circuit Manifold

(See Page 1.99.01 for Relief Cartridges)



UNC Mounting KIT Includes:
8 -3/8"-16 x .875" SHCS
8 -ITL Washers
2 -Brackets

Metric Mounting KIT Includes:
8 -M10 x 1.50 x 20 mm SHCS
8 -ITL Washers
2 -Brackets

No. of Stations	1	2	3	4	5	6	7	8	9
Dim. "L", 4.00" spacing	5.13	9.13	13.13	17.13	21.13	25.13	29.13	33.13	37.13
est. weight in lb.- alum	18	31	44	56	69	82	95	108	121
est. weight in lb.- iron	46	81	116	151	186	221	256	291	326

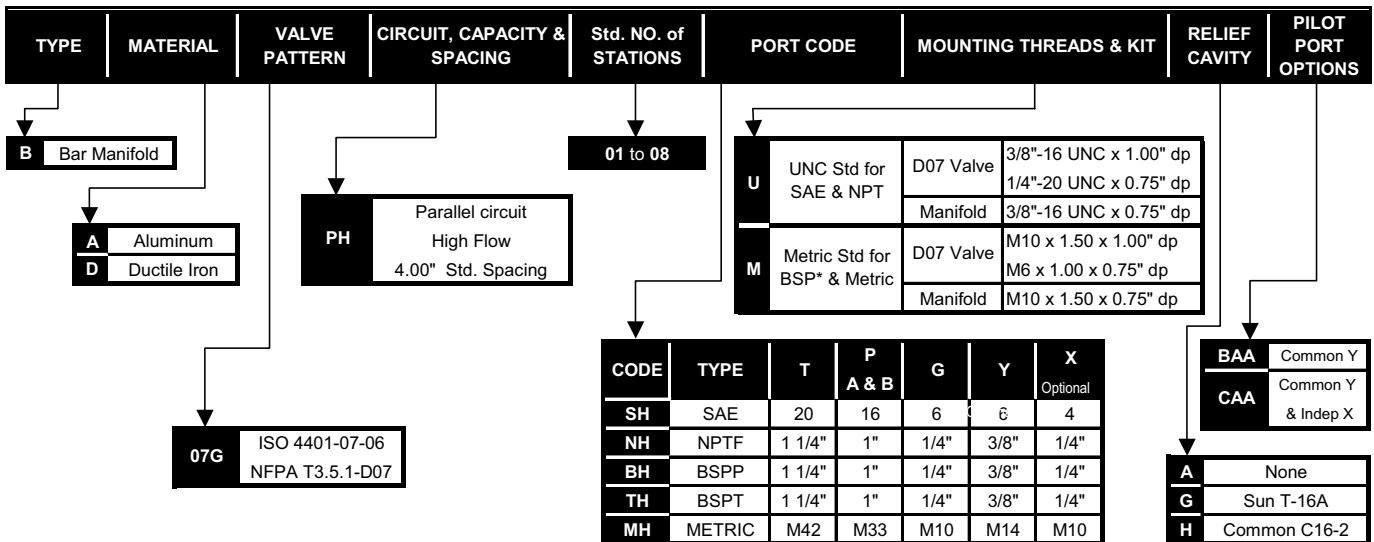
SHADED AREA AVAILABLE
ON SPECIAL ORDER ONLY

Notes:

- 1) Isolations on P & T available - See Page 5 for Codes
- 2) Common X port available - contact factory for P/N
- 3) Wide Spacing Option - contact factory

PART NUMBER SYSTEM

Aluminum D07 with Common Y & SAE porting example: **BA07GPH**SHUABAA**



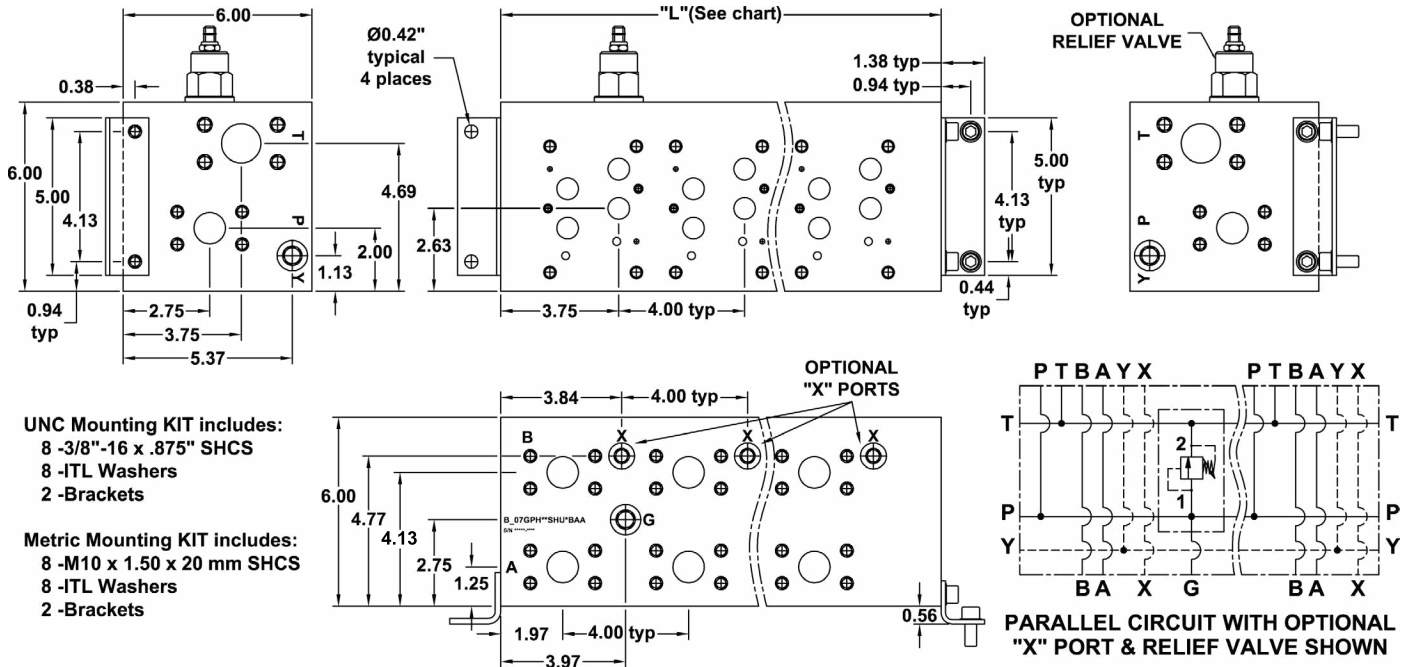
WE RESERVE THE RIGHT TO DISCONTINUE MODELS, OR CHANGE SPECIFICATIONS WITHOUT NOTICE OR INCURRING OBLIGATION

Lynch Products Can Be Modified to Suit Your Application

Phone: 1 (888) 626-4365 or +1 (905) 363-2400 Fax: 1 (800) 263-5807 www.lynch.ca sales@lynch.ca

D07 High Flow Parallel Circuit with Flange Ports

(See Page 1.99.01 for Relief Cartridges)

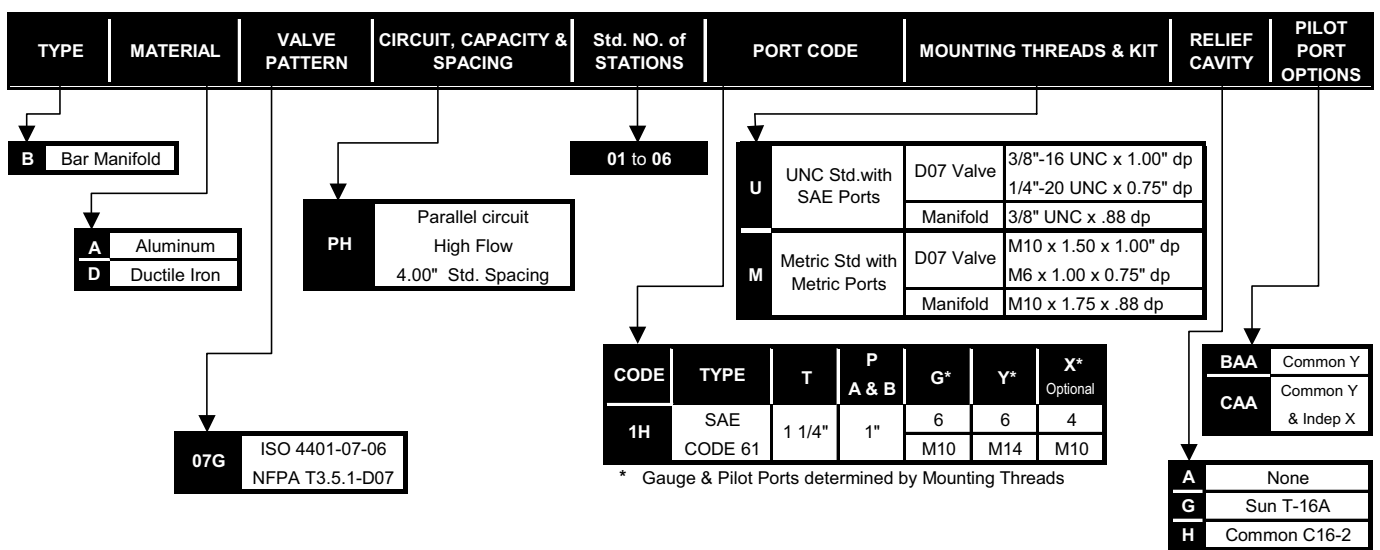


No. of Stations	1	2	3	4	5	6	7	8	9
Dim. "L", 4.00" spacing	6.00	10.00	14.00	18.00	22.00	26.00	30.00	34.00	38.00
est. weight in lb. - alum	20	33	46	59	72	85	98	111	1239
est. weight in lb. - iron	53	103	123	158	193	355	263	298	333

- Notes:**
- 1) Isolations on P & T available - See Page 5 for Codes
 - 2) Common X port option available - contact factory
 - 3) Wide Spacing Option - contact factory

PART NUMBER SYSTEM

Aluminum D07 with Common Y & Flange porting example: **BA07GPH**1HUABAA**



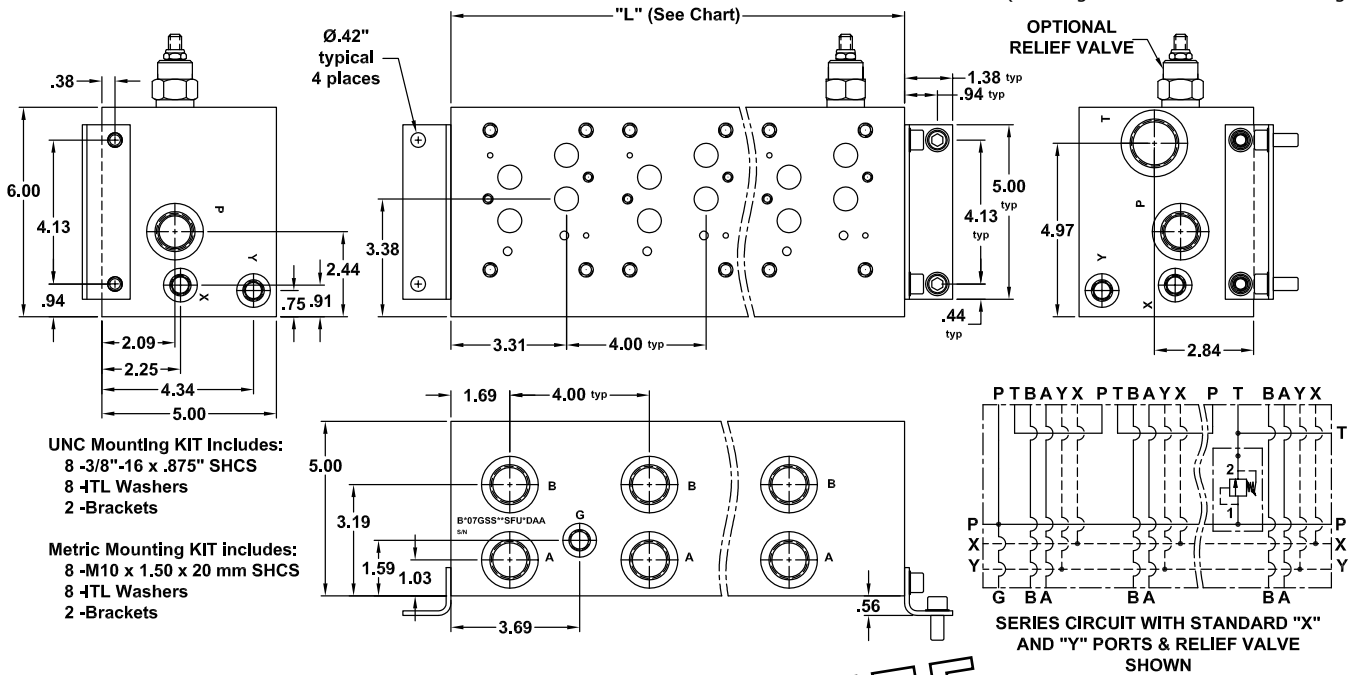
WE RESERVE THE RIGHT TO DISCONTINUE MODELS, OR CHANGE SPECIFICATIONS WITHOUT NOTICE OR INCURRING OBLIGATION

Lynch Products Can Be Modified to Suit Your Application

Phone: 1 (888) 626-4365 or + 1 (905) 363-2400 Fax: 1 (800) 263-5807 www.lynch.ca sales@lynch.ca

D07 Standard Flow Series Circuit Manifold

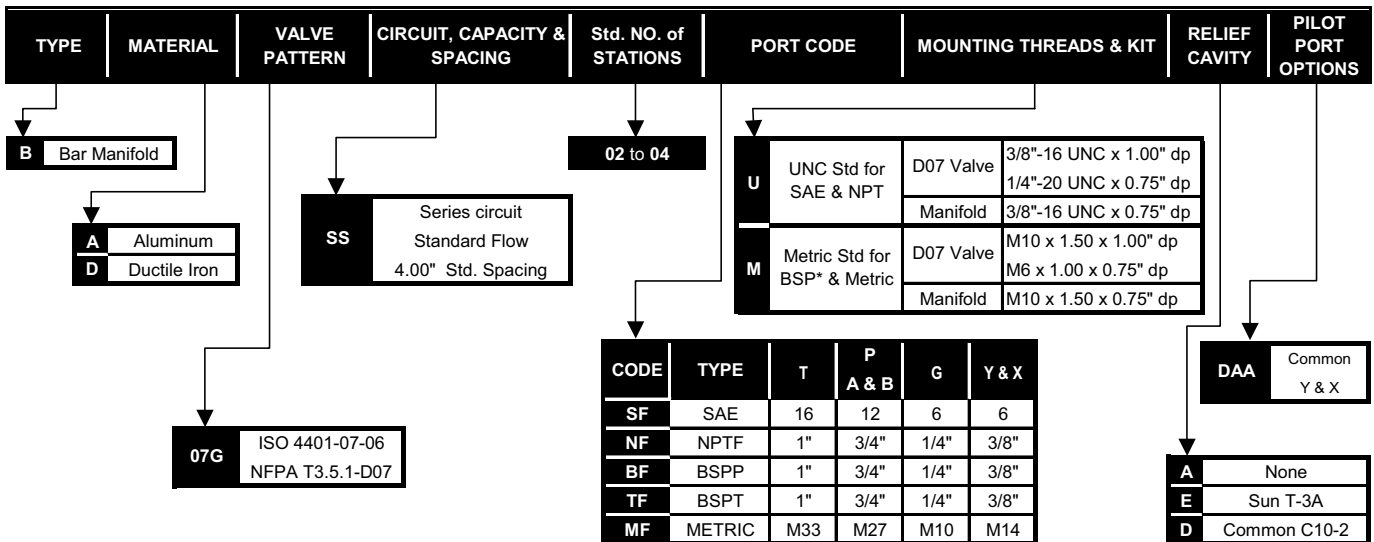
(See Page 1.99.01 for Relief Cartridges)



No. of Stations	2	3	4
Dim. "L", 4.00" spacing	9.00	13.00	17.00
est. weight in lb.- alum	30	43	56
est. weight in lb.- iron	80	115	150

PART NUMBER SYSTEM

Aluminum D07 with Common Y & X and SAE porting example: **BA07GSS**SFUADAA**



WE RESERVE THE RIGHT TO DISCONTINUE MODELS, OR CHANGE SPECIFICATIONS WITHOUT NOTICE OR INCURRING OBLIGATION

Lynch Products Can Be Modified to Suit Your Application

Phone: 1 (888) 626-4365 or +1 (905) 363-2400 Fax: 1 (800) 263-5807 www.lynch.ca sales@lynch.ca